



**Fraunhofer** Institut  
Techno- und  
Wirtschaftsmathematik

W. Dörfler, O. Iliev, D. Stoyanov, D. Vassileva

## On a Multigrid Adaptive Refinement Solver for Saturated Non-Newtonian Flow in Porous Media

© Fraunhofer-Institut für Techno- und Wirtschaftsmathematik ITWM 2003

ISSN 1434-9973

Bericht 52 (2003)

Alle Rechte vorbehalten. Ohne ausdrückliche, schriftliche Genehmigung des Herausgebers ist es nicht gestattet, das Buch oder Teile daraus in irgendeiner Form durch Fotokopie, Mikrofilm oder andere Verfahren zu reproduzieren oder in eine für Maschinen, insbesondere Datenverarbeitungsanlagen, verwendbare Sprache zu übertragen. Dasselbe gilt für das Recht der öffentlichen Wiedergabe.

Warennamen werden ohne Gewährleistung der freien Verwendbarkeit benutzt.

Die Veröffentlichungen in der Berichtsreihe des Fraunhofer ITWM können bezogen werden über:

Fraunhofer-Institut für Techno- und  
Wirtschaftsmathematik ITWM  
Gottlieb-Daimler-Straße, Geb. 49

67663 Kaiserslautern

Telefon: +49 (0) 6 31/2 05-32 42

Telefax: +49 (0) 6 31/2 05-41 39

E-Mail: [info@itwm.fraunhofer.de](mailto:info@itwm.fraunhofer.de)

Internet: [www.itwm.fraunhofer.de](http://www.itwm.fraunhofer.de)

# Vorwort

Das Tätigkeitsfeld des Fraunhofer Instituts für Techno- und Wirtschaftsmathematik ITWM umfasst anwendungsnahe Grundlagenforschung, angewandte Forschung sowie Beratung und kundenspezifische Lösungen auf allen Gebieten, die für Techno- und Wirtschaftsmathematik bedeutsam sind.

In der Reihe »Berichte des Fraunhofer ITWM« soll die Arbeit des Instituts kontinuierlich einer interessierten Öffentlichkeit in Industrie, Wirtschaft und Wissenschaft vorgestellt werden. Durch die enge Verzahnung mit dem Fachbereich Mathematik der Universität Kaiserslautern sowie durch zahlreiche Kooperationen mit internationalen Institutionen und Hochschulen in den Bereichen Ausbildung und Forschung ist ein großes Potenzial für Forschungsberichte vorhanden. In die Berichtreihe sollen sowohl hervorragende Diplom- und Projektarbeiten und Dissertationen als auch Forschungsberichte der Institutsmitarbeiter und Institutsgäste zu aktuellen Fragen der Techno- und Wirtschaftsmathematik aufgenommen werden.

Darüberhinaus bietet die Reihe ein Forum für die Berichterstattung über die zahlreichen Kooperationsprojekte des Instituts mit Partnern aus Industrie und Wirtschaft.

Berichterstattung heißt hier Dokumentation darüber, wie aktuelle Ergebnisse aus mathematischer Forschungs- und Entwicklungsarbeit in industrielle Anwendungen und Softwareprodukte transferiert werden, und wie umgekehrt Probleme der Praxis neue interessante mathematische Fragestellungen generieren.



Prof. Dr. Dieter Prätzel-Wolters  
Institutsleiter

Kaiserslautern, im Juni 2001





# On a Multigrid Adaptive Refinement Solver for Saturated Non-Newtonian Flow in Porous Media

Willy Dörfler

Institut für Angewandte Mathematik II, Universität Karlsruhe (TH),  
D-76128 Karlsruhe, Germany.

doerfler@math.uni-karlsruhe.de

Oleg Iliev, Dimitar Stoyanov

Fraunhofer Institut für Techno- und Wirtschaftsmathematik (ITWM),  
Europaallee 10, D-67657 Kaiserslautern, Germany.

{iliev, stoyanov}@itwm.fhg.de

Daniela Vassileva

Institute of Mathematics and Informatics, Bulgarian Academy of Sciences,  
Acad. G. Bonchev str., bl. 8, BG-1113 Sofia, Bulgaria.

vasileva@math.bas.bg

## Abstract

A multigrid adaptive refinement algorithm for non-Newtonian flow in porous media is presented. The saturated flow of a non-Newtonian fluid is described by the continuity equation and the generalized Darcy law. The resulting second order nonlinear elliptic equation is discretized by a finite volume method on a cell-centered grid. A nonlinear full-multigrid, full-approximation-storage algorithm is implemented. As a smoother, a single grid solver based on Picard linearization and Gauss-Seidel relaxation is used. Further, a local refinement multigrid algorithm on a composite grid is developed. A residual based error indicator is used in the adaptive refinement criterion. A special implementation approach is used, which allows us to perform unstructured local refinement in conjunction with the finite volume discretization. Several results from numerical experiments are presented in order to examine the performance of the solver.

**Key words:** Nonlinear multigrid, adaptive refinement, non-Newtonian flow in porous media.

# 1 Introduction

Numerical simulation of flow in porous media is essential for better understanding and proper control in many environmental and technological processes. In the case of saturated flows of Newtonian fluids, a lot of attention is paid to developing efficient multilevel and local refinement solvers. At the same time, numerical algorithms for flow of non-Newtonian fluid in porous media are not so well developed. A reason for this is that the problem in this case is essentially a nonlinear one. Main difficulties in solving such problems are related to the (strong) nonlinearity of the coefficients, stronger local effects (compared to the linear case), and possible degeneration of the type of equation. In the current work we consider a numerical algorithm, which allows to efficiently solve non-degenerate problems using a nonlinear multigrid algorithm and adaptive local mesh refinement within the multigrid procedure. The degenerate case is a subject of current research, and we plan to present results in a forthcoming paper.

The reminder of the paper is organized as follows. Section 2 concerns the governing equations and their discretization. The third section describes the multigrid procedure and the adaptive local refinement algorithm. Results from numerical experiments are presented in the fourth section.

## 2 Governing equation and single-grid solution method

The governing equation is the nonlinear second order equation

$$\sum_{d=1}^D \frac{\partial}{\partial x_d} \left( K_d \left| \frac{\partial p}{\partial x_d} \right|^m \frac{\partial p}{\partial x_d} \right) = f, \quad K_d > 0, \quad m = \frac{1}{n} - 1 \geq 0, \quad D \in \{2, 3\}. \quad (1)$$

It can be obtained using the first order system consisting of the *generalized Darcy law* for single phase and the *continuity equation* [1]

$$\begin{aligned} \mathbf{u}^n &= -\frac{1}{\mu_0} \mathbf{K} \nabla p, \\ \nabla \cdot \mathbf{u} &= -f, \end{aligned}$$

where  $\mathbf{u} = (u_1, \dots, u_D)$  is the velocity vector, the notation  $\mathbf{u}^n$  stands for  $\mathbf{u}^n = (u_1^n, \dots, u_D^n)$ ,  $p$  is the pressure,  $\mathbf{K}$  is a diagonal permeability tensor with diagonal entries  $K_{dd} := \mu_0 (K_d)^n$  for  $d = 1, \dots, D$  and the power  $n$  is a parameter of the medium. For example,  $n < 1$  for pseudoplastic fluids such as polymers and heavy oils.

The finite volume method is used for the discretization of Eq. (1) on a cartesian rectangular cell-centered grid (i.e., the unknowns are related to the centers of the rectangles, see Fig. 1). For brevity we consider here the two-dimensional case, but the three-dimensional case is also implemented in our solver. For discretization in the case of local

refinement we refer also to [2]. We let

$$h_2 \left[ a_{i+1/2,j} \frac{p_{i+1,j} - p_{ij}}{h_1} - a_{i-1/2,j} \frac{p_{ij} - p_{i-1,j}}{h_1} \right] +$$

$$h_1 \left[ b_{i,j+1/2} \frac{p_{i,j+1} - p_{ij}}{h_2} - b_{i,j-1/2} \frac{p_{ij} - p_{i,j-1}}{h_2} \right] = h_1 h_2 f_{ij},$$

where the coefficients  $k_d \left( \frac{\partial p}{\partial x_d} \right) := K_d \left| \frac{\partial p}{\partial x_d} \right|^m$  are approximated using arithmetic averaging

$$a_{i+1/2,j} := 0.5(k_{1,ij} + k_{1,i+1,j}), \quad b_{i,j+1/2} := 0.5(k_{2,ij} + k_{2,i,j+1}),$$

where

$$k_{1,ij} := k_1 \left( \frac{p_{i+1,j} - p_{i-1,j}}{2h_1} \right), \quad k_{2,ij} := k_2 \left( \frac{p_{i,j+1} - p_{i,j-1}}{2h_2} \right).$$




Figure 1: An example of a cell-centered grid with 16 control volumes.

A nonlinear (FAS) multigrid iterative method (to be described below) is used to solve the above system of nonlinear algebraic equations. On each grid, a single grid solver based

on the *Picard method* (i.e., the nonlinear coefficients are computed using the previous iterate  $p$ ) is used. In this case the linearized system looks as follows:

$$\begin{aligned}
 & h_2 \left[ a_{i+1/2,j}^{(s-1)} \frac{p_{i+1,j}^{(s)} - p_{ij}^{(s)}}{h_1} - a_{i-1/2,j}^{(s-1)} \frac{p_{ij}^{(s)} - p_{i-1,j}^{(s)}}{h_1} \right] + \\
 & h_1 \left[ b_{i,j+1/2}^{(s-1)} \frac{p_{i,j+1}^{(s)} - p_{ij}^{(s)}}{h_2} - b_{i,j-1/2}^{(s-1)} \frac{p_{ij}^{(s)} - p_{i,j-1}^{(s)}}{h_2} \right] = h_1 h_2 f_{ij}^{(s-1)}.
 \end{aligned} \tag{2}$$

The resulting system of linear algebraic equations is iterated using the symmetric Gauss-Seidel Method (i.e., two Gauss-Seidel sweeps are performed on each linear iteration, in the second sweep the unknowns are updated in the reverse order).

### 3 Multigrid adaptive local refinement algorithm

A nonlinear *full-multigrid, full-approximation-storage algorithm* (FMG-FAS) [3, 4], which uses the aforementioned single-grid solver as a smoother, has been implemented. The algorithm is briefly described below: we solve on coarser grids in order to provide a good initial guess on the fine grids (see Fig. 2).

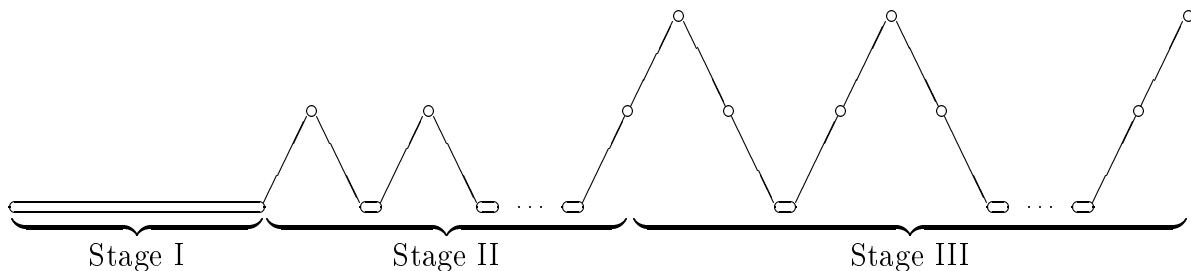


Figure 2: FMG with 3 stages (V-cycles).

In order to account for the nonlinearity of the problem, the FMG is combined with the FAS algorithm. The consecutive steps of a *two-grid algorithm* are listed below:

- Perform  $\nu_1$  *nonlinear pre-relaxations* (i.e., iterate (2) for  $s = 1, 2, \dots, \nu_1$ ) on  $N^h(u^h) = f^h$  on the fine grid;
- Compute the residual  $r^h := f^h - N^h(u^h)$  and transfer it to the coarse grid  $r^{2h} := I_h^{2h} r^h$ ;
- Transfer the fine grid solution to the coarse grid  $\bar{u}^{2h} := I_h^{2h} u^h$ ;

- Solve (exactly, or perform  $\nu_{cg}$  nonlinear iterations for) the coarse grid equation  $N^{2h}(u^{2h}) = r^{2h} + N^{2h}(\bar{u}^{2h})$ , in order to obtain the correction  $c^{2h} := u^{2h} - \bar{u}^{2h}$ ;
- Interpolate the correction to the fine grid and correct the fine-grid solution  $u^h \leftarrow u^h + I_{2h}^h c^{2h}$ ;
- Perform  $\nu_2$  *nonlinear post-relaxations* on  $N^h(u^h) = f^h$  on the fine grid.

The restriction operator for the residuals is obtained by the volumes' weighted summation of the residuals over the underlying fine-grid control volumes (CVs), while the projection of the solution is obtained as a mean value. Bilinear and trilinear prolongation operators are employed for two- and three-dimensional cases, respectively.

A local refinement multigrid algorithm on a *composite grid* (see Fig. 3) is used. The algorithm is suggested in [5] for vertex based nested grids, it is extended in [2, 6] to the case of cell centered nested grids, and is discussed in [7, 8] for the case of cell centered non-nested grids. Here we do a mass conserving discretization on the composite grid, i.e., the flux over an irregular coarse-grid volume wall is the sum of the fluxes over the corresponding walls at the neighbouring fine-grid irregular volumes. In order to approximate the fluxes at the fine-grid irregular volumes, we introduce additional (auxiliary) points, in which the values of the solution are obtained by bilinear interpolation on the coarse grid. The fine grid-smoother works only within the refined subdomain, but on the lower grid levels the additional source term in FAS has to be calculated for the irregular coarse-grid CVs, as well.

**Adaptive refinement criterion.** A residual based error indicator [9, 10] is used

$$g^2(T) := \sum_{E \subset \partial T / \partial \Omega} h \frac{1}{\max_E |\mathbf{A}\mathbf{n}|} \left\| [(\mathbf{A}\nabla p_h) \cdot \mathbf{n}] \right\|_{L^2(E)}^2 + h^2 \frac{1}{\max_T a_{\max}} \left\| \nabla \cdot (\mathbf{A}\nabla p_h) - f_h \right\|_{L^2(T)}^2,$$

where  $T$  stands for the current CV,  $p_h$  is a bilinear interpolant to the solution defined by its values in the nodes of  $T$  (and these values are obtained by bilinear interpolation using the values of the discrete solution in the centers of the CVs),  $\mathbf{A}$  is a diagonal matrix with diagonal entries  $a_{dd} := k_d (\partial p_h / \partial x_d)$ ,  $d = 1, 2$ ,  $a_{\max} := \max(a_{11}, a_{22})$  and  $[\cdot]_E$  denotes the difference between limits from either side of the edge  $E$  (with fixed normal direction  $\mathbf{n}$ ). Note, that in our case the term  $\nabla \cdot (\mathbf{A}\nabla p_h)$  is identically equal to zero, because we use a bilinear interpolant to the solution in each element.

*Maximum strategy.* The adaptive refinement at the end of stage  $l$ , for some  $1 \leq l \leq l_{\max} - 1$ , is done for all CVs  $T$  of the composite grid  $\Omega_l$ , satisfying

$$g(T) > \gamma \max_{T' \subset \Omega_l} g(T'). \quad (3)$$

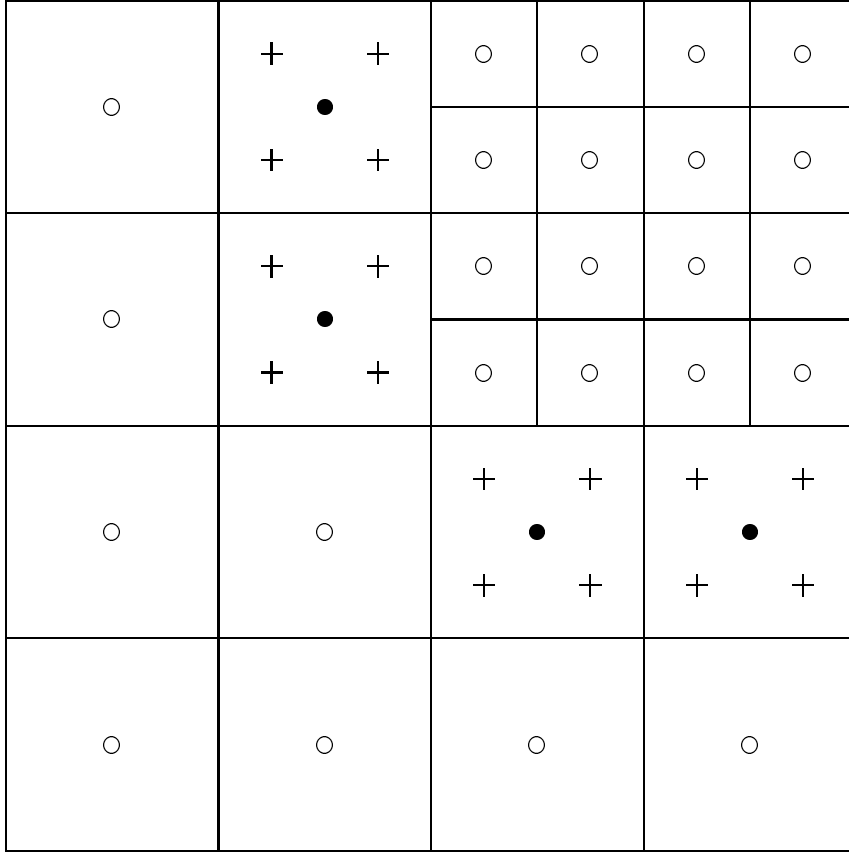


Figure 3: An example of a composite grid, with "●" the centers of the coarse grid irregular CVs are presented, with "+" the auxiliary points are marked.

*Fixed energy fraction strategy.* The adaptive refinement at the end of stage  $l$ , for some  $1 \leq l \leq l_{\max} - 1$ , is done in a subdomain  $\omega_l \subset \Omega_l$  (as small as possible), satisfying

$$\sum_{T \subset \omega_l} g^2(T) \geq \gamma^2 \sum_{T \subset \Omega_l} g^2(T). \quad (4)$$

In fact,  $\omega_l$  is chosen in the following way

Choose  $0 < \tau_0 < 1$  and let  $\tau := \tau_0$ ;

Repeat

mark for refinement all CVs  $T$ , satisfying

$$g(T) > \tau \max_{T' \subset \Omega_l} g(T');$$

$$\tau := \tau_0 \tau;$$

until (4) is fulfilled.

**Note:** In addition to the set of elements that are marked in this way, we also mark all their neighbors with a common edge (3D: face). We moreover add to this set those elements that now have more than half of the neighbors marked.

## 4 Numerical experiments

In the numerical experiments presented below, the boundary conditions (Dirichlet) and the right hand side  $f$  correspond to an exact solution of the form:

$$p(x, y; a, b, \xi, \eta) = \exp\left(-\frac{1}{a^2}(x^2 - \xi^2) - \frac{1}{b^2}(y^2 - \eta^2)\right),$$

where  $a, b$  are parameters, influencing the steepness of the solution and its symmetry and  $\xi, \eta$  determine the location of the maximum of  $p$ .

In all cases,  $\nu_1 = 1$  nonlinear pre-smoothing and  $\nu_2 = 2$  nonlinear post-smoothings are performed on the finer grid levels, while on the coarsest grid  $\nu_{cg} = 30$  nonlinear smoothings are done. Five symmetric Gauss-Seidel linear iterations are performed within each nonlinear smoothing. The multigrid sweeps on a fixed grid are performed until the algebraic residuals fall  $10^{-4}$  times, followed by a refinement and solving on the refined grid. Six levels of refinement are used at most and the refinement on the first two grids is always global, i.e., within the whole domain.

**Example 1.** Some results for the case  $K_1 = K_2 = 1$ ,  $a = b = 0.15$ ,  $\xi = \eta = 0$  are presented in Tables 1 and 2. In the first column of both tables the number of the corresponding level of refinement (*stage 'st'*) is given, where 1 denotes the coarsest grid with  $10 \times 10$  control volumes (CVs). In the next four columns of both tables the multigrid (MG) performance in the case of global refinement is presented. In the following columns of Table 1 MG with adaptive refinement (AR) is presented for the maximum strategy and two values of the parameter  $\gamma$  (see Eq. (3)). In Table 2 results for MG-AR using the fixed energy fraction strategy and some other values of the parameter  $\gamma$  (see Eq. (4)) are given. The other notations are: *sweeps 'sw'* stands for the number of nonlinear multigrid iterations,  $\|\text{err}\|_C$  stands for the discrete maximum-norm of the error, while  $\|\text{err}\|_{L_2}$  denotes the discrete  $L^2$ -norm.

In the case of global refinement, the decrease of the maximum- and  $L^2$ -norm of the error shows second order of convergence. The number of multigrid sweeps on each multigrid stage is almost constant in the linear ( $m = 0$ ) case and for the nonlinear case with  $m = 0.5$ , which means that the amount of computations is proportional to the number of CVs. For  $m = 1$  (stronger nonlinearity) the number of multigrid sweeps increases with the number of stages (i.e., with the number of CVs). Let us note that we do not solve the linear systems obtained in each nonlinear smoothing till convergence, but do only a fixed number of linear iterations. A better MG performance could be achieved using more nonlinear and linear smoothings.

Results using the multigrid adaptive refinement (MG-AR) algorithm with the maximum strategy are presented in Table 1 for  $\gamma = 0.1$  and  $\gamma = 0.025$ , respectively. We see that MG-AR solutions for  $\gamma = 0.025$  have the same accuracy (for  $\|\text{err}\|_C$ ) as those from MG,

but significantly less resources (memory, i.e., active CVs, and CPU time) are used in this case. The best choice of  $\gamma$  is still an open question. If too less CVs are selected for refinement (e.g.,  $\gamma = 0.1$ ,  $m = 1$ ), the accuracy on the composite grid cannot be so good as for  $\gamma = 0.025$ . We still use less CVs (compared to the full refinement case) to obtain a certain accuracy, but there is no indication of second order accuracy.

An illustration how the accuracy of the solution depends on the number of CVs for MG and MG-AR using the maximum strategy with  $\gamma = 0.1$  and  $\gamma = 0.025$  is presented in Fig. 4.

The final composite grids for the MG-AR algorithm are shown on Fig. 5, where the left column is for the maximum strategy with  $\gamma = 0.025$ , and the right is for the fixed energy fraction strategy with  $\gamma = 0.99$ . One observes that the grid is refined in the region where the solution changes rapidly.

As can be seen from Table 2, where MG-AR using the fixed energy fraction strategy with  $\gamma = 0.9$  and  $\gamma = 0.99$  ( $\tau_0 = 0.5$ ) is presented, the MG-AR solutions for  $\gamma = 0.99$ ,  $m = 0$  and  $m = 0.5$  have the same accuracy ( $\|\text{err}\|_C$ ) as those of MG, but significantly less resources are used. In fact, these results correspond to results that can be obtained using the maximum strategy with  $\gamma = 0.0625$  (i.e., the final value of  $\tau$  is  $\tau = 0.0625$  in all cases). If too less CVs are selected for refinement ( $\gamma = 0.9$ ), the accuracy on the composite grid is not so good as for  $\gamma = 0.99$ . In fact, the results with  $\gamma = 0.9$  correspond to results obtained using the maximum strategy with  $\gamma = 0.25$ . Similar behavior can be observed in the following examples and that is why only results for the maximum strategy are presented there.

**Example 2.** Some results for the case  $K_1 = K_2 = 1$ ,  $a = 0.45$ ,  $b = 0.15$ ,  $\xi = \eta = 0$  are presented in Table 3 and the left column of Fig. 6. In this case, the solution is nonsymmetric and its steepness in the  $x$ -direction is significantly less. The conclusions about the performance of the MG and of the MG-AR algorithms in this case are similar to those formulated for Example 1. In the case of MG, second order convergence is obtained and when the nonlinearity is not very strong the amount of computational work is proportional to the number of CVs. The MG-AR solutions for the maximum strategy and  $\gamma = 0.025$  have the same accuracy ( $\|\text{err}\|_C$ ) as the MG ones. Due to the shape of the solution, the refined subdomains are larger, but MG-AR uses significantly less resources (memory and CPU time) in this case, as well.

**Example 3.** Results for the case  $K_1 = 1$ ,  $K_2 = 0.2$ ,  $a = b = 0.15$ ,  $\xi = 0.4$ ,  $\eta = 0.6$  are presented in Table 4 and the right column of Fig. 6. In this case, the maximum of the solution is placed within the computational domain (in  $x = \xi$ ,  $y = \eta$ ) and in the nonlinear case the order of convergence is not two. This is due to the "bad" approximation of the coefficients  $k_1$  and  $k_2$  along the lines  $x = 0.4$  and  $y = 0.6$  respectively, that is due to the degeneration of the equation (1) along these lines. As in the previous cases, when



the nonlinearity is not very strong, the amount of computational work is proportional to the number of CVs. The MG-AR solutions for the maximum strategy and  $\gamma = 0.025$  have almost the same accuracy ( $\|\text{err}\|_C$ ) as those obtained with MG. Due to the shape of the solution, the refined subdomains are large, but MG-AR still uses less resources in comparison to MG.

## 5 Concluding remarks

A MG-AR solver for non-Newtonian flow in porous media is presented. The numerical experiments demonstrate that the AR approach allows the same accuracy to be obtained, as in the full grid case, but using significantly less memory and CPU time.

Our future plans are to continue the investigation of peculiarities of this MG-AR algorithm in the case of nonlinear degenerating PDEs, arising in modelling flows in porous media; to compare different refinement criteria; to perform and analyze 3D numerical experiments; to use the solver in simulation of injection moulding of polymers.

*Acknowledgments.* D. Vassileva acknowledges the financial support from DAAD for a study visit at ITWM, Kaiserslautern. Parts of this work have been supported by DFG under the grant 269/13-1 and by the Bulg. Fund for Sci. Investigations under the grant MM-811.

## References

- [1] Greenkorn, R.: Flow Phenomena in Porous Media. Marcel Dekker Inc., New York (1983).
- [2] Ewing, R., Lazarov, R., Vassilevski, P.: Local refinement techniques for elliptic problems on cell-centered grids I. Error analysis. *Math. Comp.* **56** (1991), 437–461.
- [3] Hackbusch, W.: Multi-Grid Methods and Applications. Springer, Berlin (1985).
- [4] Wesseling, P.: An Introduction to Multigrid Methods. Wiley, New York (1991).
- [5] McCormick, S. F.: Multilevel Adaptive Methods for Partial Differential Equations. SIAM, Philadelphia (1989).
- [6] Ewing, R., Lazarov, R., Vassilevski, P.: Local refinement techniques for elliptic problems on cell-centered grids II: Optimal order two-grid iterative methods. *Numer. Linear Algebra Appl.* **1** (1994), 337–368.

- [7] Iliev, O., Stoyanov, D.: On a multigrid local refinement solver for incompressible Navier-Stokes equations. *Math. Model.* **13** (2001), 95–106.
- [8] Iliev, O., Stoyanov, D.: Multigrid adaptive local refinement solvers for incompressible flows. *In Large-Scale Scientific Computing*, eds. Margenov, S. et al., *Lect. Notes Comp. Sci.* **2179**, 361–368.
- [9] Dörfler, W.: A convergent adaptive algorithm for Poisson equation. *SIAM J. Numer. Anal.* **33** (1996), 1106–1122.
- [10] Dörfler, W., Wilderotter, O.: An adaptive algorithm finite element method for a linear elliptic equation with variable coefficients. *Z. Angew. Math. Mech.* **80** (2000), 481–491.

Table 1:  $K_1 = K_2 = 1$ ,  $a = b = 0.15$ ,  $\xi = \eta = 0$ , maximum strategy.

	MG				MG - AR, $\gamma = 0.1$				MG - AR, $\gamma = 0.025$			
st	sw	CVs	$\ \text{err}\ _C$	$\ \text{err}\ _{L_2}$	sw	CVs	$\ \text{err}\ _C$	$\ \text{err}\ _{L_2}$	sw	CVs	$\ \text{err}\ _C$	$\ \text{err}\ _{L_2}$
$m = 0$												
2	1	400	2.8e-2	2.4e-3	1	400	2.8e-2	2.4e-3	1	400	2.8e-2	2.4e-3
3	2	1 600	7.1e-3	5.9e-4	2	517	7.1e-3	6.2e-4	2	568	7.1e-3	5.9e-4
4	2	6 400	1.8e-3	1.5e-4	2	928	1.8e-3	1.8e-4	2	1 144	1.8e-3	1.5e-4
5	2	25 600	4.4e-4	3.7e-5	2	2 398	4.4e-4	6.0e-5	2	3 271	4.4e-4	4.3e-5
6	2	102 400	1.1e-4	9.1e-6	2	7 951	1.1e-4	2.3e-5	2	11 503	1.1e-4	1.3e-5
$m = 0.5$												
2	3	400	5.7e-2	4.3e-3	3	400	5.7e-2	4.3e-3	3	400	5.7e-2	4.3e-3
3	3	1 600	1.4e-2	1.0e-3	3	502	1.4e-2	1.2e-3	3	541	1.4e-2	1.0e-3
4	3	6 400	3.5e-3	2.5e-4	3	865	3.5e-3	4.6e-4	3	1 060	3.5e-3	2.9e-4
5	3	25 600	8.5e-4	6.2e-5	3	2 263	8.6e-4	2.3e-4	3	2 968	8.5e-4	9.7e-5
6	3	102 400	2.1e-4	1.6e-5	3	7 537	2.3e-4	9.6e-5	3	10 345	2.1e-4	3.8e-5
$m = 1$												
2	5	400	6.7e-2	5.4e-3	5	400	6.7e-2	5.4e-3	5	400	6.7e-2	5.4e-3
3	6	1 600	1.6e-2	1.4e-3	6	496	1.6e-2	2.1e-3	6	529	1.6e-2	1.5e-3
4	7	6 400	3.9e-3	4.4e-4	7	835	4.2e-3	1.3e-3	7	997	3.9e-3	6.3e-4
5	6	25 600	1.1e-3	1.4e-4	6	2 128	1.3e-3	4.4e-4	6	2 710	1.1e-3	2.2e-4
6	7	102 400	2.9e-4	4.6e-5	7	7 021	5.6e-4	2.3e-4	7	9 331	3.0e-4	1.0e-4

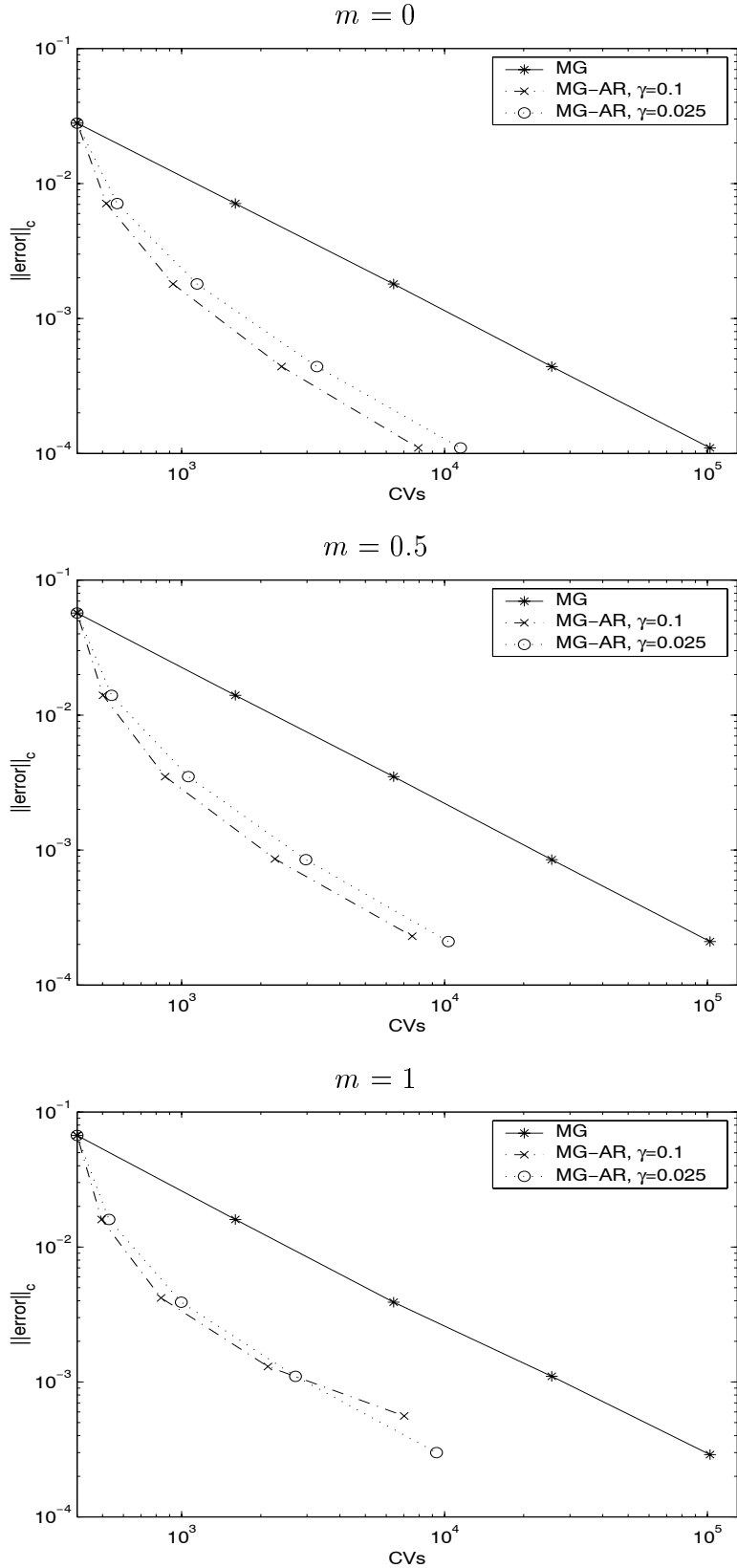


Figure 4: Dependence of the solution accuracy on the number of CVs for MG and MG-AR,  $K_1 = K_2 = 1$ ,  $a = b = 0.15$ ,  $\xi = \eta = 0$ , maximum strategy,  $\gamma = 0.1$  and  $\gamma = 0.025$ .

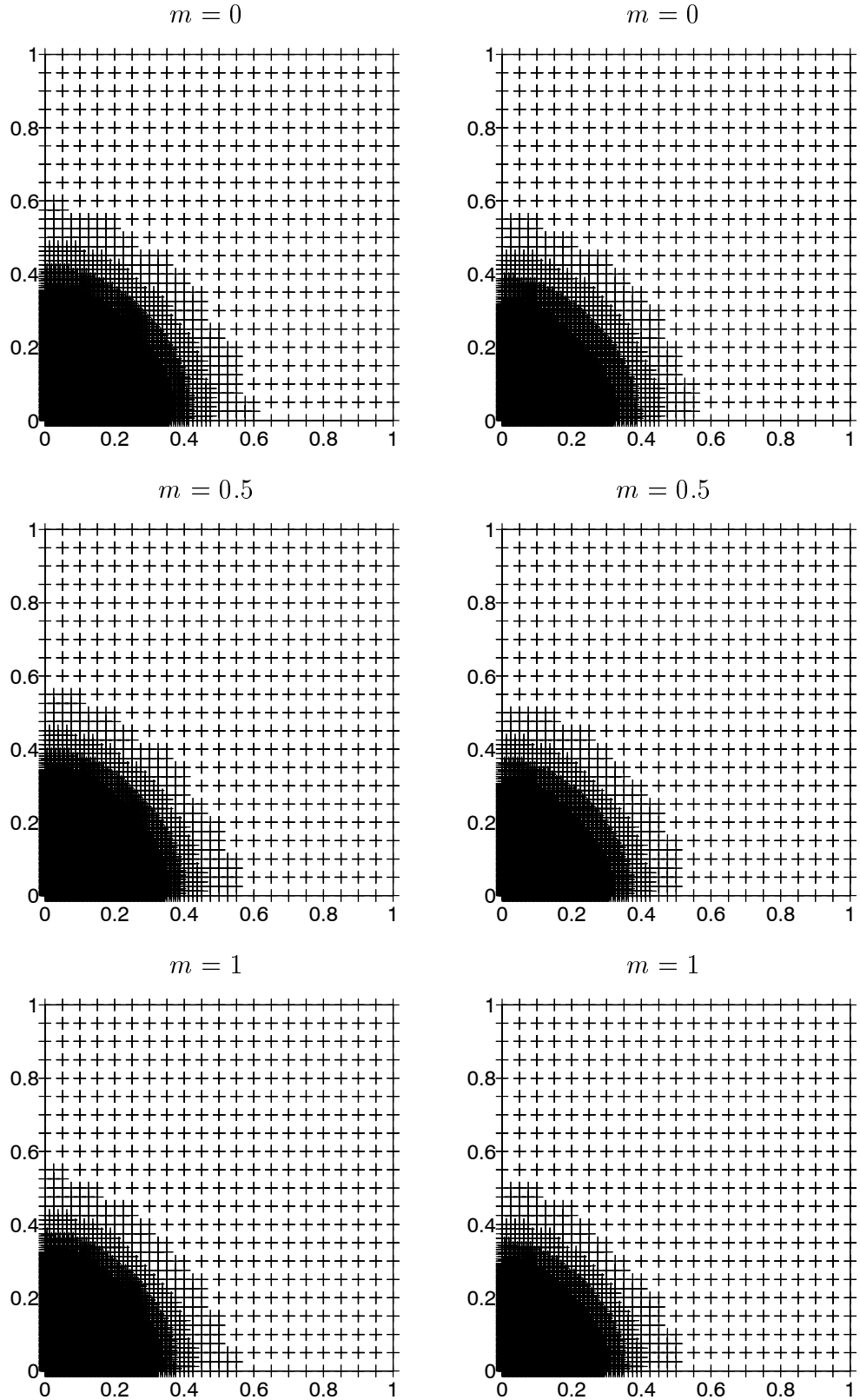


Figure 5: Final composite grids, left – the maximum strategy,  $\gamma = 0.025$ , right – the fixed energy fraction strategy,  $\gamma = 0.99$ .

Table 2:  $K_1 = K_2 = 1$ ,  $a = b = 0.15$ ,  $\xi = \eta = 0$ , fixed energy fraction strategy.

	MG				MG - AR, $\gamma = 0.9$				MG - AR, $\gamma = 0.99$			
st	sw	CVs	$\ \text{err}\ _C$	$\ \text{err}\ _{L_2}$	sw	CVs	$\ \text{err}\ _C$	$\ \text{err}\ _{L_2}$	sw	CVs	$\ \text{err}\ _C$	$\ \text{err}\ _{L_2}$
$m = 0$												
2	1	400	2.8e-2	2.4e-3	1	400	2.8e-2	2.4e-3	1	400	2.8e-2	2.4e-3
3	2	1600	7.1e-3	5.9e-4	2	463	7.1e-3	8.2e-4	2	535	7.1e-3	6.1e-4
4	2	6400	1.8e-3	1.5e-4	2	679	1.8e-3	2.0e-4	2	1009	1.8e-3	1.7e-4
5	2	25600	4.4e-4	3.7e-5	2	1420	4.4e-4	5.7e-5	2	2725	4.4e-4	5.2e-5
6	2	102400	1.1e-4	9.1e-6	2	4063	1.3e-4	3.3e-5	2	9280	1.1e-4	1.8e-5
$m = 0.5$												
2	3	400	5.7e-2	4.3e-3	3	400	5.7e-2	4.1e-3	3	400	5.7e-2	4.3e-3
3	3	1600	1.4e-2	1.0e-3	3	463	1.4e-2	1.4e-3	3	517	1.4e-2	1.1e-3
4	3	6400	3.5e-3	2.5e-4	3	691	3.5e-3	4.3e-4	3	934	3.5e-3	4.1e-4
5	3	25600	8.5e-4	6.2e-5	4	1507	8.6e-4	2.8e-4	3	2521	8.5e-4	1.5e-4
6	3	102400	2.1e-4	1.6e-5	4	4621	3.3e-4	1.2e-4	3	8587	2.1e-4	6.9e-5
$m = 1$												
2	5	400	6.7e-2	5.4e-3	5	400	6.7e-2	5.4e-3	5	400	6.7e-2	5.4e-3
3	6	1600	1.6e-2	1.4e-3	6	463	1.7e-2	3.7e-3	6	490	1.6e-2	2.2e-3
4	7	6400	3.9e-3	4.4e-4	6	682	4.5e-3	1.4e-3	7	883	4.1e-3	7.9e-4
5	6	25600	1.1e-3	1.4e-4	8	1522	1.9e-3	7.0e-4	7	2320	1.1e-3	3.7e-4
6	7	102400	2.9e-4	4.6e-5	9	4582	9.0e-4	3.0e-4	7	7843	4.4e-4	1.7e-4

Table 3:  $K_1 = K_2 = 1$ ,  $a = 0.45$ ,  $b = 0.15$ ,  $\xi = \eta = 0$ , maximum strategy.

	MG				MG - AR, $\gamma = 0.1$				MG - AR, $\gamma = 0.025$			
st	sw	CVs	$\ \text{err}\ _C$	$\ \text{err}\ _{L_2}$	sw	CVs	$\ \text{err}\ _C$	$\ \text{err}\ _{L_2}$	sw	CVs	$\ \text{err}\ _C$	$\ \text{err}\ _{L_2}$
$m = 0$												
2	2	400	2.4e-2	3.5e-3	2	400	2.4e-2	3.5e-3	2	400	2.4e-2	3.5e-3
3	2	1600	6.3e-3	8.3e-4	2	682	6.3e-3	8.9e-4	2	817	6.3e-3	8.4e-4
4	2	6400	1.6e-3	2.1e-4	2	1735	1.6e-3	2.6e-4	2	2338	1.6e-3	2.2e-4
5	2	25600	4.1e-4	5.1e-5	2	5518	4.2e-4	8.7e-5	2	8002	4.2e-4	5.9e-5
6	2	102400	1.0e-4	1.3e-5	2	19867	1.1e-4	3.1e-5	2	29947	1.1e-4	1.7e-5
$m = 0.5$												
2	3	400	4.6e-2	6.3e-3	3	400	4.6e-2	6.3e-3	3	400	4.6e-2	6.3e-3
3	3	1600	1.2e-2	1.5e-3	3	634	1.2e-2	1.6e-3	3	745	1.2e-2	1.5e-3
4	3	6400	3.0e-3	3.6e-4	3	1531	3.0e-3	5.4e-4	3	2044	3.0e-3	3.9e-4
5	3	25600	7.6e-4	8.8e-5	3	4963	7.7e-4	2.0e-4	4	6994	7.6e-4	1.1e-4
6	3	102400	1.9e-4	2.2e-5	4	17926	1.9e-4	7.8e-5	4	26113	1.9e-4	3.7e-5
$m = 1$												
2	8	400	5.7e-2	8.3e-3	8	400	5.7e-2	8.3e-3	8	400	5.7e-2	8.3e-3
3	9	1600	1.4e-2	2.4e-3	9	607	1.4e-2	3.0e-3	9	712	1.4e-2	2.4e-3
4	8	6400	3.5e-3	7.2e-4	8	1405	3.6e-3	1.2e-3	8	1840	3.5e-3	8.2e-4
5	9	25600	9.5e-4	2.2e-4	9	4435	1.1e-3	5.1e-4	9	6160	9.6e-4	3.0e-4
6	12	102400	2.6e-4	6.7e-5	15	15874	5.1e-4	2.0e-4	13	22795	2.6e-4	1.1e-4

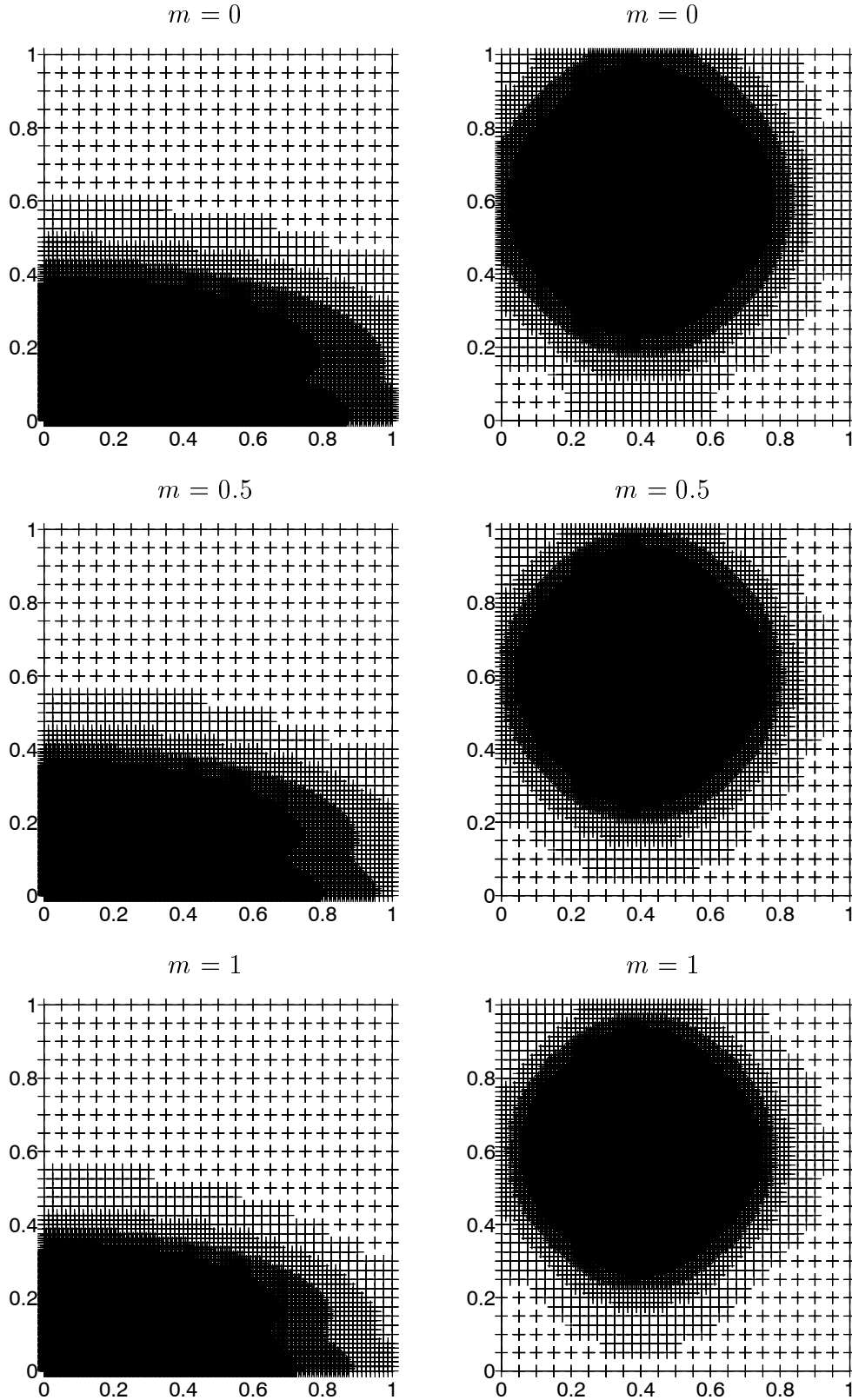


Figure 6: Final composite grids, maximum strategy,  $\gamma = 0.025$ , left -  $K_1 = K_2 = 1$ ,  $a = 0.45$ ,  $b = 0.15$ ,  $\xi = \eta = 0$ , right -  $K_1 = 1$ ,  $K_2 = 0.2$ ,  $a = b = 0.15$ ,  $\xi = 0.4$ ,  $\eta = 0.6$ .



Table 4:  $K_1 = 1$ ,  $K_2 = 0.2$ ,  $a = b = 0.15$ ,  $\xi = 0.4$ ,  $\eta = 0.6$ , maximum strategy.

	MG				MG - AR, $\gamma = 0.1$				MG - AR, $\gamma = 0.025$			
st	sw	CVs	$\ \text{err}\ _C$	$\ \text{err}\ _{L_2}$	sw	CVs	$\ \text{err}\ _C$	$\ \text{err}\ _{L_2}$	sw	CVs	$\ \text{err}\ _C$	$\ \text{err}\ _{L_2}$
$m = 0$												
2	2	400	2.4e-2	3.7e-3	2	400	2.4e-2	3.7e-3	2	400	2.4e-2	3.7e-3
3	2	1600	6.4e-3	9.1e-4	2	844	7.5e-3	1.2e-3	2	1066	6.5e-3	9.1e-4
4	2	6400	1.6e-3	2.3e-4	2	2440	2.4e-3	5.9e-4	2	3322	1.7e-3	2.5e-4
5	2	25600	4.1e-4	5.6e-5	2	8470	7.4e-4	2.4e-4	2	11839	4.8e-4	8.2e-5
6	2	102400	1.0e-4	1.4e-5	2	31177	2.2e-4	8.8e-5	2	44896	1.3e-4	2.8e-5
$m = 0.5$												
2	3	400	2.3e-1	7.4e-2	3	400	2.3e-1	7.4e-2	3	400	2.3e-1	7.4e-2
3	3	1600	8.7e-2	3.1e-2	3	808	8.9e-2	3.3e-2	3	994	8.7e-2	3.1e-2
4	3	6400	3.3e-2	1.3e-2	3	2374	3.5e-2	1.4e-2	3	3052	3.4e-2	1.4e-2
5	3	25600	1.3e-2	5.7e-3	3	8026	1.4e-2	6.3e-3	3	10768	1.3e-2	5.8e-3
6	4	102400	4.9e-3	2.3e-3	4	29809	5.3e-3	2.7e-3	4	40441	5.0e-3	2.4e-3
$m = 1$												
2	6	400	2.7e-1	1.1e-1	6	400	2.7e-1	1.1e-1	6	400	2.7e-1	1.1e-1
3	6	1600	9.3e-2	4.3e-2	6	784	9.6e-2	4.5e-2	6	943	9.3e-2	4.3e-2
4	5	6400	3.3e-2	1.7e-2	5	2221	3.6e-2	2.0e-2	5	2809	3.3e-2	1.8e-2
5	7	25600	1.1e-2	6.8e-3	7	7435	1.4e-2	8.7e-3	7	9646	1.2e-2	7.1e-3
6	12	102400	3.8e-3	2.5e-3	12	27328	5.4e-3	3.6e-3	12	36319	4.1e-3	2.7e-3

The PDF-files of the following reports are available under:  
[www.itwm.fraunhofer.de/rd/presse/berichte](http://www.itwm.fraunhofer.de/rd/presse/berichte)

1. D. Hietel, K. Steiner, J. Struckmeier  
**A Finite - Volume Particle Method for Compressible Flows**

We derive a new class of particle methods for conservation laws, which are based on numerical flux functions to model the interactions between moving particles. The derivation is similar to that of classical Finite-Volume methods; except that the fixed grid structure in the Finite-Volume method is substituted by so-called mass packets of particles. We give some numerical results on a shock wave solution for Burgers equation as well as the well-known one-dimensional shock tube problem.  
(19 pages, 1998)

2. M. Feldmann, S. Seibold  
**Damage Diagnosis of Rotors: Application of Hilbert Transform and Multi-Hypothesis Testing**

In this paper, a combined approach to damage diagnosis of rotors is proposed. The intention is to employ signal-based as well as model-based procedures for an improved detection of size and location of the damage. In a first step, Hilbert transform signal processing techniques allow for a computation of the signal envelope and the instantaneous frequency, so that various types of non-linearities due to a damage may be identified and classified based on measured response data. In a second step, a multi-hypothesis bank of Kalman Filters is employed for the detection of the size and location of the damage based on the information of the type of damage provided by the results of the Hilbert transform.

*Keywords: Hilbert transform, damage diagnosis, Kalman filtering, non-linear dynamics*  
(23 pages, 1998)

3. Y. Ben-Haim, S. Seibold  
**Robust Reliability of Diagnostic Multi-Hypothesis Algorithms: Application to Rotating Machinery**

Damage diagnosis based on a bank of Kalman filters, each one conditioned on a specific hypothesized system condition, is a well recognized and powerful diagnostic tool. This multi-hypothesis approach can be applied to a wide range of damage conditions. In this paper, we will focus on the diagnosis of cracks in rotating machinery. The question we address is: how to optimize the multi-hypothesis algorithm with respect to the uncertainty of the spatial form and location of cracks and their resulting dynamic effects. First, we formulate a measure of the reliability of the diagnostic algorithm, and then we discuss modifications of the diagnostic algorithm for the maximization of the reliability. The reliability of a diagnostic algorithm is measured by the amount of uncertainty consistent with no-failure of the diagnosis. Uncertainty is quantitatively represented with convex models.

*Keywords: Robust reliability, convex models, Kalman filtering, multi-hypothesis diagnosis, rotating machinery, crack diagnosis*  
(24 pages, 1998)

4. F.-Th. Lentjes, N. Siedow  
**Three-dimensional Radiative Heat Transfer in Glass Cooling Processes**

For the numerical simulation of 3D radiative heat transfer in glasses and glass melts, practically applicable mathematical methods are needed to handle such problems optimal using workstation class computers. Since the exact solution would require super-computer capabilities we concentrate on approximate solutions with a high degree of accuracy. The following approaches are studied: 3D diffusion approximations and 3D ray-tracing methods.  
(23 pages, 1998)

5. A. Klar, R. Wegener  
**A hierarchy of models for multilane vehicular traffic**  
**Part I: Modeling**

In the present paper multilane models for vehicular traffic are considered. A microscopic multilane model based on reaction thresholds is developed. Based on this model an Enskog like kinetic model is developed. In particular, care is taken to incorporate the correlations between the vehicles. From the kinetic model a fluid dynamic model is derived. The macroscopic coefficients are deduced from the underlying kinetic model. Numerical simulations are presented for all three levels of description in [10]. Moreover, a comparison of the results is given there.  
(23 pages, 1998)

**Part II: Numerical and stochastic investigations**

In this paper the work presented in [6] is continued. The present paper contains detailed numerical investigations of the models developed there. A numerical method to treat the kinetic equations obtained in [6] are presented and results of the simulations are shown. Moreover, the stochastic correlation model used in [6] is described and investigated in more detail.  
(17 pages, 1998)

6. A. Klar, N. Siedow  
**Boundary Layers and Domain Decomposition for Radiative Heat Transfer and Diffusion Equations: Applications to Glass Manufacturing Processes**

In this paper domain decomposition methods for radiative transfer problems including conductive heat transfer are treated. The paper focuses on semi-transparent materials, like glass, and the associated conditions at the interface between the materials. Using asymptotic analysis we derive conditions for the coupling of the radiative transfer equations and a diffusion approximation. Several test cases are treated and a problem appearing in glass manufacturing processes is computed. The results clearly show the advantages of a domain decomposition approach. Accuracy equivalent to the solution of the global radiative transfer solution is achieved, whereas computation time is strongly reduced.  
(24 pages, 1998)

7. I. Choquet  
**Heterogeneous catalysis modelling and numerical simulation in rarified gas flows**  
**Part I: Coverage locally at equilibrium**

A new approach is proposed to model and simulate numerically heterogeneous catalysis in rarefied gas flows. It is developed to satisfy all together the following points:

- 1) describe the gas phase at the microscopic scale, as required in rarefied flows,
- 2) describe the wall at the macroscopic scale, to avoid prohibitive computational costs and consider not only crystalline but also amorphous surfaces,
- 3) reproduce on average macroscopic laws correlated with experimental results and
- 4) derive analytic models in a systematic and exact way. The problem is stated in the general framework of a non static flow in the vicinity of a catalytic and non porous surface (without aging). It is shown that the exact and systematic resolution method based on the Laplace transform, introduced previously by the author to model collisions in the gas phase, can be extended to the present problem. The proposed approach is applied to the modelling of the EleyRideal and LangmuirHinshelwood recombinations, assuming that the coverage is locally at equilibrium. The models are developed considering one atomic species and extended to the general case of several atomic species. Numerical calculations show that the models derived in this way reproduce with accuracy behaviors observed experimentally.  
(24 pages, 1998)

8. J. Ohser, B. Steinbach, C. Lang  
**Efficient Texture Analysis of Binary Images**

A new method of determining some characteristics of binary images is proposed based on a special linear filtering. This technique enables the estimation of the area fraction, the specific line length, and the specific integral of curvature. Furthermore, the specific length of the total projection is obtained, which gives detailed information about the texture of the image. The influence of lateral and directional resolution depending on the size of the applied filter mask is discussed in detail. The technique includes a method of increasing directional resolution for texture analysis while keeping lateral resolution as high as possible.  
(17 pages, 1998)

9. J. Orlik  
**Homogenization for viscoelasticity of the integral type with aging and shrinkage**

A multiphase composite with periodic distributed inclusions with a smooth boundary is considered in this contribution. The composite component materials are supposed to be linear viscoelastic and aging (of the nonconvolution integral type, for which the Laplace transform with respect to time is not effectively applicable) and are subjected to isotropic shrinkage. The free shrinkage deformation can be considered as a fictitious temperature deformation in the behavior law. The procedure presented in this paper proposes a way to determine average (effective homogenized) viscoelastic and shrinkage (temperature) composite properties and the homogenized stressfield from known properties of the components. This is done by the extension of the asymptotic homogenization technique known for pure elastic nonhomogeneous bodies to the nonhomogeneous thermoviscoelasticity of the integral noncon-

olution type. Up to now, the homogenization theory has not covered viscoelasticity of the integral type. SanchezPalencia (1980), Francfort & Suquet (1987) (see [2], [9]) have considered homogenization for viscoelasticity of the differential form and only up to the first derivative order. The integral modeled viscoelasticity is more general than the differential one and includes almost all known differential models. The homogenization procedure is based on the construction of an asymptotic solution with respect to a period of the composite structure. This reduces the original problem to some auxiliary boundary value problems of elasticity and viscoelasticity on the unit periodic cell, of the same type as the original non-homogeneous problem. The existence and uniqueness results for such problems were obtained for kernels satisfying some constraint conditions. This is done by the extension of the Volterra integral operator theory to the Volterra operators with respect to the time, whose 1 kernels are space linear operators for any fixed time variables. Some ideas of such approach were proposed in [11] and [12], where the Volterra operators with kernels depending additionally on parameter were considered. This manuscript delivers results of the same nature for the case of the spaceoperator kernels.  
(20 pages, 1998)

10. J. Mohring

#### **Helmholtz Resonators with Large Aperture**

The lowest resonant frequency of a cavity resonator is usually approximated by the classical Helmholtz formula. However, if the opening is rather large and the front wall is narrow this formula is no longer valid. Here we present a correction which is of third order in the ratio of the diameters of aperture and cavity. In addition to the high accuracy it allows to estimate the damping due to radiation. The result is found by applying the method of matched asymptotic expansions. The correction contains form factors describing the shapes of opening and cavity. They are computed for a number of standard geometries. Results are compared with numerical computations.  
(21 pages, 1998)

11. H. W. Hamacher, A. Schöbel

#### **On Center Cycles in Grid Graphs**

Finding "good" cycles in graphs is a problem of great interest in graph theory as well as in locational analysis. We show that the center and median problems are NP hard in general graphs. This result holds both for the variable cardinality case (i.e. all cycles of the graph are considered) and the fixed cardinality case (i.e. only cycles with a given cardinality  $p$  are feasible). Hence it is of interest to investigate special cases where the problem is solvable in polynomial time. In grid graphs, the variable cardinality case is, for instance, trivially solvable if the shape of the cycle can be chosen freely. If the shape is fixed to be a rectangle one can analyze rectangles in grid graphs with, in sequence, fixed dimension, fixed cardinality, and variable cardinality. In all cases a complete characterization of the optimal cycles and closed form expressions of the optimal objective values are given, yielding polynomial time algorithms for all cases of center rectangle problems. Finally, it is shown that center cycles can be chosen as rectangles for small cardinalities such that the center cycle problem in grid graphs is in these cases completely solved.  
(15 pages, 1998)

12. H. W. Hamacher, K.-H. Küfer

#### **Inverse radiation therapy planning - a multiple objective optimisation approach**

For some decades radiation therapy has been proved successful in cancer treatment. It is the major task of clinical radiation treatment planning to realize on the one hand a high level dose of radiation in the cancer tissue in order to obtain maximum tumor control. On the other hand it is obvious that it is absolutely necessary to keep in the tissue outside the tumor, particularly in organs at risk, the unavoidable radiation as low as possible.

No doubt, these two objectives of treatment planning - high level dose in the tumor, low radiation outside the tumor - have a basically contradictory nature. Therefore, it is no surprise that inverse mathematical models with dose distribution bounds tend to be infeasible in most cases. Thus, there is need for approximations compromising between overdosing the organs at risk and underdosing the target volume.

Differing from the currently used time consuming iterative approach, which measures deviation from an ideal (non-achievable) treatment plan using recursively trial-and-error weights for the organs of interest, we go a new way trying to avoid a priori weight choices and consider the treatment planning problem as a multiple objective linear programming problem: with each organ of interest, target tissue as well as organs at risk, we associate an objective function measuring the maximal deviation from the prescribed doses.

We build up a data base of relatively few efficient solutions representing and approximating the variety of Pareto solutions of the multiple objective linear programming problem. This data base can be easily scanned by physicians looking for an adequate treatment plan with the aid of an appropriate online tool.  
(14 pages, 1999)

13. C. Lang, J. Ohser, R. Hilfer

#### **On the Analysis of Spatial Binary Images**

This paper deals with the characterization of microscopically heterogeneous, but macroscopically homogeneous spatial structures. A new method is presented which is strictly based on integral-geometric formulae such as Crofton's intersection formulae and Hadwiger's recursive definition of the Euler number. The corresponding algorithms have clear advantages over other techniques. As an example of application we consider the analysis of spatial digital images produced by means of Computer Assisted Tomography.  
(20 pages, 1999)

14. M. Junk

#### **On the Construction of Discrete Equilibrium Distributions for Kinetic Schemes**

A general approach to the construction of discrete equilibrium distributions is presented. Such distribution functions can be used to set up Kinetic Schemes as well as Lattice Boltzmann methods. The general principles are also applied to the construction of Chapman Enskog distributions which are used in Kinetic Schemes for compressible Navier-Stokes equations.  
(24 pages, 1999)

15. M. Junk, S. V. Raghurame Rao

#### **A new discrete velocity method for Navier-Stokes equations**

The relation between the Lattice Boltzmann Method, which has recently become popular, and the Kinetic Schemes, which are routinely used in Computational Fluid Dynamics, is explored. A new discrete velocity model for the numerical solution of Navier-Stokes equations for incompressible fluid flow is presented by combining both the approaches. The new scheme can be interpreted as a pseudo-compressibility method and, for a particular choice of parameters, this interpretation carries over to the Lattice Boltzmann Method.  
(20 pages, 1999)

16. H. Neunzert

#### **Mathematics as a Key to Key Technologies**

The main part of this paper will consist of examples, how mathematics really helps to solve industrial problems; these examples are taken from our Institute for Industrial Mathematics, from research in the Technomathematics group at my university, but also from ECMI groups and a company called TecMath, which originated 10 years ago from my university group and has already a very successful history.  
(39 pages (4 PDF-Files), 1999)

17. J. Ohser, K. Sandau

#### **Considerations about the Estimation of the Size Distribution in Wicksell's Corpuscle Problem**

Wicksell's corpuscle problem deals with the estimation of the size distribution of a population of particles, all having the same shape, using a lower dimensional sampling probe. This problem was originally formulated for particle systems occurring in life sciences but its solution is of actual and increasing interest in materials science. From a mathematical point of view, Wicksell's problem is an inverse problem where the interesting size distribution is the unknown part of a Volterra equation. The problem is often regarded ill-posed, because the structure of the integrand implies unstable numerical solutions. The accuracy of the numerical solutions is considered here using the condition number, which allows to compare different numerical methods with different (equidistant) class sizes and which indicates, as one result, that a finite section thickness of the probe reduces the numerical problems. Furthermore, the relative error of estimation is computed which can be split into two parts. One part consists of the relative discretization error that increases for increasing class size, and the second part is related to the relative statistical error which increases with decreasing class size. For both parts, upper bounds can be given and the sum of them indicates an optimal class width depending on some specific constants.  
(18 pages, 1999)

18. E. Carrizosa, H. W. Hamacher, R. Klein, S. Nickel

#### **Solving nonconvex planar location problems by finite dominating sets**

It is well-known that some of the classical location problems with polyhedral gauges can be solved in polynomial time by finding a finite dominating set, i.e. a finite set of candidates guaranteed to contain at least one optimal location. In this paper it is first established that this result holds

for a much larger class of problems than currently considered in the literature. The model for which this result can be proven includes, for instance, location problems with attraction and repulsion, and location-allocation problems.

Next, it is shown that the approximation of general gauges by polyhedral ones in the objective function of our general model can be analyzed with regard to the subsequent error in the optimal objective value. For the approximation problem two different approaches are described, the sandwich procedure and the greedy algorithm. Both of these approaches lead - for fixed epsilon - to polynomial approximation algorithms with accuracy epsilon for solving the general model considered in this paper.

*Keywords: Continuous Location, Polyhedral Gauges, Finite Dominating Sets, Approximation, Sandwich Algorithm, Greedy Algorithm*  
(19 pages, 2000)

19. A. Becker

### **A Review on Image Distortion Measures**

Within this paper we review image distortion measures. A distortion measure is a criterion that assigns a "quality number" to an image. We distinguish between mathematical distortion measures and those distortion measures in-cooperating a priori knowledge about the imaging devices (e.g. satellite images), image processing algorithms or the human physiology. We will consider representative examples of different kinds of distortion measures and are going to discuss them.

*Keywords: Distortion measure, human visual system*  
(26 pages, 2000)

20. H. W. Hamacher, M. Labbé, S. Nickel,  
T. Sonneborn

### **Polyhedral Properties of the Uncapacitated Multiple Allocation Hub Location Problem**

We examine the feasibility polyhedron of the uncapacitated hub location problem (UHL) with multiple allocation, which has applications in the fields of air passenger and cargo transportation, telecommunication and postal delivery services. In particular we determine the dimension and derive some classes of facets of this polyhedron. We develop some general rules about lifting facets from the uncapacitated facility location (UFL) for UHL and projecting facets from UHL to UFL. By applying these rules we get a new class of facets for UHL which dominates the inequalities in the original formulation. Thus we get a new formulation of UHL whose constraints are all facet-defining. We show its superior computational performance by benchmarking it on a well known data set.

*Keywords: integer programming, hub location, facility location, valid inequalities, facets, branch and cut*  
(21 pages, 2000)

21. H. W. Hamacher, A. Schöbel

### **Design of Zone Tariff Systems in Public Transportation**

Given a public transportation system represented by its stops and direct connections between stops, we consider two problems dealing with the prices for the customers: The fare problem in which subsets of stops are already aggregated to zones and "good" tariffs have to be found in the existing zone system. Closed form solutions for the fare problem are presented for three objective functions. In the zone problem the design of the zones is part of the problem. This problem is NP

hard and we therefore propose three heuristics which prove to be very successful in the redesign of one of Germany's transportation systems.  
(30 pages, 2001)

22. D. Hietel, M. Junk, R. Keck, D. Teleaga:

### **The Finite-Volume-Particle Method for Conservation Laws**

In the Finite-Volume-Particle Method (FVPM), the weak formulation of a hyperbolic conservation law is discretized by restricting it to a discrete set of test functions. In contrast to the usual Finite-Volume approach, the test functions are not taken as characteristic functions of the control volumes in a spatial grid, but are chosen from a partition of unity with smooth and overlapping partition functions (the particles), which can even move along prescribed velocity fields. The information exchange between particles is based on standard numerical flux functions. Geometrical information, similar to the surface area of the cell faces in the Finite-Volume Method and the corresponding normal directions are given as integral quantities of the partition functions. After a brief derivation of the Finite-Volume-Particle Method, this work focuses on the role of the geometric coefficients in the scheme.  
(16 pages, 2001)

23. T. Bender, H. Hennes, J. Kalcsics,  
M. T. Melo, S. Nickel

### **Location Software and Interface with GIS and Supply Chain Management**

The objective of this paper is to bridge the gap between location theory and practice. To meet this objective focus is given to the development of software capable of addressing the different needs of a wide group of users. There is a very active community on location theory encompassing many research fields such as operations research, computer science, mathematics, engineering, geography, economics and marketing. As a result, people working on facility location problems have a very diverse background and also different needs regarding the software to solve these problems. For those interested in non-commercial applications (e.g. students and researchers), the library of location algorithms (LoLA) can be of considerable assistance. LoLA contains a collection of efficient algorithms for solving planar, network and discrete facility location problems. In this paper, a detailed description of the functionality of LoLA is presented. In the fields of geography and marketing, for instance, solving facility location problems requires using large amounts of demographic data. Hence, members of these groups (e.g. urban planners and sales managers) often work with geographical information too. To address the specific needs of these users, LoLA was linked to a geographical information system (GIS) and the details of the combined functionality are described in the paper. Finally, there is a wide group of practitioners who need to solve large problems and require special purpose software with a good data interface. Many of such users can be found, for example, in the area of supply chain management (SCM). Logistics activities involved in strategic SCM include, among others, facility location planning. In this paper, the development of a commercial location software tool is also described. The tool is embedded in the Advanced Planner and Optimizer SCM software developed by SAP AG, Wall-dorf, Germany. The paper ends with some conclusions and an outlook to future activities.

*Keywords: facility location, software development,*

*geographical information systems, supply chain management.*  
(48 pages, 2001)

24. H. W. Hamacher, S. A. Tjandra

### **Mathematical Modelling of Evacuation Problems: A State of Art**

This paper details models and algorithms which can be applied to evacuation problems. While it concentrates on building evacuation many of the results are applicable also to regional evacuation. All models consider the time as main parameter, where the travel time between components of the building is part of the input and the overall evacuation time is the output. The paper distinguishes between macroscopic and microscopic evacuation models both of which are able to capture the evacuees' movement over time.

Macroscopic models are mainly used to produce good lower bounds for the evacuation time and do not consider any individual behavior during the emergency situation. These bounds can be used to analyze existing buildings or help in the design phase of planning a building. Macroscopic approaches which are based on dynamic network flow models (minimum cost dynamic flow, maximum dynamic flow, universal maximum flow, quickest path and quickest flow) are described. A special feature of the presented approach is the fact, that travel times of evacuees are not restricted to be constant, but may be density dependent. Using multi-criteria optimization priority regions and blockage due to fire or smoke may be considered. It is shown how the modelling can be done using time parameter either as discrete or continuous parameter.

Microscopic models are able to model the individual evacuee's characteristics and the interaction among evacuees which influence their movement. Due to the corresponding huge amount of data one uses simulation approaches. Some probabilistic laws for individual evacuee's movement are presented. Moreover ideas to model the evacuee's movement using cellular automata (CA) and resulting software are presented. In this paper we will focus on macroscopic models and only summarize some of the results of the microscopic approach. While most of the results are applicable to general evacuation situations, we concentrate on building evacuation.  
(44 pages, 2001)

25. J. Kuhnert, S. Tiwari

### **Grid free method for solving the Poisson equation**

A Grid free method for solving the Poisson equation is presented. This is an iterative method. The method is based on the weighted least squares approximation in which the Poisson equation is enforced to be satisfied in every iterations. The boundary conditions can also be enforced in the iteration process. This is a local approximation procedure. The Dirichlet, Neumann and mixed boundary value problems on a unit square are presented and the analytical solutions are compared with the exact solutions. Both solutions matched perfectly.

*Keywords: Poisson equation, Least squares method, Grid free method*  
(19 pages, 2001)



26. T. Götz, H. Rave, D. Reinel-Bitzer,  
K. Steiner, H. Tiemeier

### **Simulation of the fiber spinning process**

To simulate the influence of process parameters to the melt spinning process a fiber model is used and coupled with CFD calculations of the quench air flow. In the fiber model energy, momentum and mass balance are solved for the polymer mass flow. To calculate the quench air the Lattice Boltzmann method is used. Simulations and experiments for different process parameters and hole configurations are compared and show a good agreement.

*Keywords: Melt spinning, fiber model, Lattice Boltzmann, CFD*  
(19 pages, 2001)

27. A. Zemitis

### **On interaction of a liquid film with an obstacle**

In this paper mathematical models for liquid films generated by impinging jets are discussed. Attention is stressed to the interaction of the liquid film with some obstacle. S. G. Taylor [Proc. R. Soc. London Ser. A 253, 313 (1959)] found that the liquid film generated by impinging jets is very sensitive to properties of the wire which was used as an obstacle. The aim of this presentation is to propose a modification of the Taylor's model, which allows to simulate the film shape in cases, when the angle between jets is different from 180°. Numerical results obtained by discussed models give two different shapes of the liquid film similar as in Taylor's experiments. These two shapes depend on the regime: either droplets are produced close to the obstacle or not. The difference between two regimes becomes larger if the angle between jets decreases. Existence of such two regimes can be very essential for some applications of impinging jets, if the generated liquid film can have a contact with obstacles.

*Keywords: impinging jets, liquid film, models, numerical solution, shape*  
(22 pages, 2001)

28. I. Ginzburg, K. Steiner

### **Free surface lattice-Boltzmann method to model the filling of expanding cavities by Bingham Fluids**

The filling process of viscoplastic metal alloys and plastics in expanding cavities is modelled using the lattice Boltzmann method in two and three dimensions. These models combine the regularized Bingham model for viscoplastic with a free-interface algorithm. The latter is based on a modified immiscible lattice Boltzmann model in which one species is the fluid and the other one is considered as vacuum. The boundary conditions at the curved liquid-vacuum interface are met without any geometrical front reconstruction from a first-order Chapman-Enskog expansion. The numerical results obtained with these models are found in good agreement with available theoretical and numerical analysis. *Keywords: Generalized LBE, free-surface phenomena, interface boundary conditions, filling processes, Bingham viscoplastic model, regularized models* (22 pages, 2001)

29. H. Neunzert

**»Denn nichts ist für den Menschen als Menschen etwas wert, was er nicht mit Leidenschaft tun kann«**

Vortrag anlässlich der Verleihung des Akademiepreises des Landes Rheinland-Pfalz am 21.11.2001

Was macht einen guten Hochschullehrer aus? Auf diese Frage gibt es sicher viele verschiedene, fachbezogene Antworten, aber auch ein paar allgemeine Gesichtspunkte: es bedarf der »Leidenschaft« für die Forschung (Max Weber), aus der dann auch die Begeisterung für die Lehre erwächst. Forschung und Lehre gehören zusammen, um die Wissenschaft als lebendiges Tun vermitteln zu können. Der Vortrag gibt Beispiele dafür, wie in angewandter Mathematik Forschungsaufgaben aus praktischen Alltagsproblemstellungen erwachsen, die in die Lehre auf verschiedenen Stufen (Gymnasium bis Graduiertenkolleg) einfließen; er leitet damit auch zu einem aktuellen Forschungsgebiet, der Mehrskalanalyse mit ihren vielfältigen Anwendungen in Bildverarbeitung, Materialentwicklung und Strömungsmechanik über, was aber nur kurz gestreift wird. Mathematik erscheint hier als eine moderne Schlüsseltechnologie, die aber auch enge Beziehungen zu den Geistes- und Sozialwissenschaften hat.

*Keywords: Lehre, Forschung, angewandte Mathematik, Mehrskalanalyse, Strömungsmechanik*  
(18 pages, 2001)

30. J. Kuhnert, S. Tiwari

### **Finite pointset method based on the projection method for simulations of the incompressible Navier-Stokes equations**

A Lagrangian particle scheme is applied to the projection method for the incompressible Navier-Stokes equations. The approximation of spatial derivatives is obtained by the weighted least squares method. The pressure Poisson equation is solved by a local iterative procedure with the help of the least squares method. Numerical tests are performed for two dimensional cases. The Couette flow, Poiseuille flow, decaying shear flow and the driven cavity flow are presented. The numerical solutions are obtained for stationary as well as instationary cases and are compared with the analytical solutions for channel flows. Finally, the driven cavity in a unit square is considered and the stationary solution obtained from this scheme is compared with that from the finite element method.

*Keywords: Incompressible Navier-Stokes equations, Meshfree method, Projection method, Particle scheme, Least squares approximation*  
*AMS subject classification: 76D05, 76M28*  
(25 pages, 2001)

31. R. Korn, M. Krekel

### **Optimal Portfolios with Fixed Consumption or Income Streams**

We consider some portfolio optimisation problems where either the investor has a desire for an a priori specified consumption stream or/and follows a deterministic pay in scheme while also trying to maximize expected utility from final wealth. We derive explicit closed form solutions for continuous and discrete monetary streams. The mathematical method used is classical stochastic control theory.

*Keywords: Portfolio optimisation, stochastic control, HJB equation, discretisation of control problems.*  
(23 pages, 2002)

32. M. Krekel

### **Optimal portfolios with a loan dependent credit spread**

If an investor borrows money he generally has to pay higher interest rates than he would have received, if he had put his funds on a savings account. The classical model of continuous time portfolio optimisation ignores this effect. Since there is obviously a connection between the default probability and the total percentage of wealth, which the investor is in debt, we study portfolio optimisation with a control dependent interest rate. Assuming a logarithmic and a power utility function, respectively, we prove explicit formulae of the optimal control.

*Keywords: Portfolio optimisation, stochastic control, HJB equation, credit spread, log utility, power utility, non-linear wealth dynamics*  
(25 pages, 2002)

33. J. Ohser, W. Nagel, K. Schladitz

### **The Euler number of discretized sets - on the choice of adjacency in homogeneous lattices**

Two approaches for determining the Euler-Poincaré characteristic of a set observed on lattice points are considered in the context of image analysis { the integral geometric and the polyhedral approach. Information about the set is assumed to be available on lattice points only. In order to retain properties of the Euler number and to provide a good approximation of the true Euler number of the original set in the Euclidean space, the appropriate choice of adjacency in the lattice for the set and its background is crucial. Adjacencies are defined using tessellations of the whole space into polyhedrons. In  $\mathbb{R}^3$ , two new 14 adjacencies are introduced additionally to the well known 6 and 26 adjacencies. For the Euler number of a set and its complement, a consistency relation holds. Each of the pairs of adjacencies (14:1; 14:1), (14:2; 14:2), (6; 26), and (26; 6) is shown to be a pair of complementary adjacencies with respect to this relation. That is, the approximations of the Euler numbers are consistent if the set and its background (complement) are equipped with this pair of adjacencies. Furthermore, sufficient conditions for the correctness of the approximations of the Euler number are given. The analysis of selected microstructures and a simulation study illustrate how the estimated Euler number depends on the chosen adjacency. It also shows that there is not a uniquely best pair of adjacencies with respect to the estimation of the Euler number of a set in Euclidean space.

*Keywords: image analysis, Euler number, neighborhood relationships, cuboidal lattice*  
(32 pages, 2002)

34. I. Ginzburg, K. Steiner

### **Lattice Boltzmann Model for Free-Surface Flow and Its Application to Filling Process in Casting**

A generalized lattice Boltzmann model to simulate free-surface is constructed in both two and three dimensions. The proposed model satisfies the interfacial boundary conditions accurately. A distinctive feature of the model is that the collision processes is carried out only on the points occupied partially or fully by the fluid. To maintain a sharp interfacial front, the method includes an anti-diffusion algorithm. The unknown distribution functions at the interfacial region are constructed according to the first order Chapman-Enskog analysis. The interfacial boundary conditions are satis-

fied exactly by the coefficients in the Chapman-Enskog expansion. The distribution functions are naturally expressed in the local interfacial coordinates. The macroscopic quantities at the interface are extracted from the least-square solutions of a locally linearized system obtained from the known distribution functions. The proposed method does not require any geometric front construction and is robust for any interfacial topology. Simulation results of realistic filling process are presented: rectangular cavity in two dimensions and Hammer box, Campbell box, Sheffield box, and Motorblock in three dimensions. To enhance the stability at high Reynolds numbers, various upwind-type schemes are developed. Free-slip and no-slip boundary conditions are also discussed.

*Keywords: Lattice Boltzmann models; free-surface phenomena; interface boundary conditions; filling processes; injection molding; volume of fluid method; interface boundary conditions; advection-schemes; upwind-schemes*  
(54 pages, 2002)

35. M. Günther, A. Klar, T. Materne, R. Wegener

**Multivalued fundamental diagrams and stop and go waves for continuum traffic equations**

In the present paper a kinetic model for vehicular traffic leading to multivalued fundamental diagrams is developed and investigated in detail. For this model phase transitions can appear depending on the local density and velocity of the flow. A derivation of associated macroscopic traffic equations from the kinetic equation is given. Moreover, numerical experiments show the appearance of stop and go waves for highway traffic with a bottleneck.

*Keywords: traffic flow, macroscopic equations, kinetic derivation, multivalued fundamental diagram, stop and go waves, phase transitions*  
(25 pages, 2002)

36. S. Feldmann, P. Lang, D. Prätzel-Wolters  
**Parameter influence on the zeros of network determinants**

To a network  $N(q)$  with determinant  $D(s; q)$  depending on a parameter vector  $q \in \mathbb{R}^r$  via identification of some of its vertices, a network  $N^\wedge(q)$  is assigned. The paper deals with procedures to find  $N^\wedge(q)$ , such that its determinant  $D^\wedge(s; q)$  admits a factorization in the determinants of appropriate subnetworks, and with the estimation of the deviation of the zeros of  $D^\wedge$  from the zeros of  $D$ . To solve the estimation problem state space methods are applied.

*Keywords: Networks, Equicofactor matrix polynomials, Realization theory, Matrix perturbation theory*  
(30 pages, 2002)

37. K. Koch, J. Ohser, K. Schladitz  
**Spectral theory for random closed sets and estimating the covariance via frequency space**

A spectral theory for stationary random closed sets is developed and provided with a sound mathematical basis. Definition and proof of existence of the Bartlett spectrum of a stationary random closed set as well as the proof of a Wiener-Khinchine theorem for the power spectrum are used to two ends: First, well known second order characteristics like the covariance

can be estimated faster than usual via frequency space. Second, the Bartlett spectrum and the power spectrum can be used as second order characteristics in frequency space. Examples show, that in some cases information about the random closed set is easier to obtain from these characteristics in frequency space than from their real world counterparts.

*Keywords: Random set, Bartlett spectrum, fast Fourier transform, power spectrum*  
(28 pages, 2002)

38. D. d'Humières, I. Ginzburg  
**Multi-reflection boundary conditions for lattice Boltzmann models**

We present a unified approach of several boundary conditions for lattice Boltzmann models. Its general framework is a generalization of previously introduced schemes such as the bounce-back rule, linear or quadratic interpolations, etc. The objectives are two fold: first to give theoretical tools to study the existing boundary conditions and their corresponding accuracy; secondly to design formally third-order accurate boundary conditions for general flows. Using these boundary conditions, Couette and Poiseuille flows are exact solution of the lattice Boltzmann models for a Reynolds number  $Re = 0$  (Stokes limit).

Numerical comparisons are given for Stokes flows in periodic arrays of spheres and cylinders, linear periodic array of cylinders between moving plates and for Navier-Stokes flows in periodic arrays of cylinders for  $Re < 200$ . These results show a significant improvement of the overall accuracy when using the linear interpolations instead of the bounce-back reflection (up to an order of magnitude on the hydrodynamics fields). Further improvement is achieved with the new multi-reflection boundary conditions, reaching a level of accuracy close to the quasi-analytical reference solutions, even for rather modest grid resolutions and few points in the narrowest channels. More important, the pressure and velocity fields in the vicinity of the obstacles are much smoother with multi-reflection than with the other boundary conditions.

Finally the good stability of these schemes is highlighted by some simulations of moving obstacles: a cylinder between flat walls and a sphere in a cylinder.  
*Keywords: lattice Boltzmann equation, boundary conditions, bounce-back rule, Navier-Stokes equation*  
(72 pages, 2002)

39. R. Korn  
**Elementare Finanzmathematik**

Im Rahmen dieser Arbeit soll eine elementar gehaltene Einführung in die Aufgabenstellungen und Prinzipien der modernen Finanzmathematik gegeben werden. Insbesondere werden die Grundlagen der Modellierung von Aktienkursen, der Bewertung von Optionen und der Portfolio-Optimierung vorgestellt. Natürlich können die verwendeten Methoden und die entwickelte Theorie nicht in voller Allgemeinheit für den Schulunterricht verwendet werden, doch sollen einzelne Prinzipien so heraus gearbeitet werden, dass sie auch an einfachen Beispielen verstanden werden können.

*Keywords: Finanzmathematik, Aktien, Optionen, Portfolio-Optimierung, Börse, Lehrerweiterbildung, Mathematikunterricht*  
(98 pages, 2002)

40. J. Kallrath, M. C. Müller, S. Nickel

**Batch Presorting Problems: Models and Complexity Results**

In this paper we consider short term storage systems. We analyze presorting strategies to improve the efficiency of these storage systems. The presorting task is called Batch PreSorting Problem (BPSP). The BPSP is a variation of an assignment problem, i. e., it has an assignment problem kernel and some additional constraints. We present different types of these presorting problems, introduce mathematical programming formulations and prove the NP-completeness for one type of the BPSP. Experiments are carried out in order to compare the different model formulations and to investigate the behavior of these models.

*Keywords: Complexity theory, Integer programming, Assignment, Logistics*  
(19 pages, 2002)

41. J. Linn

**On the frame-invariant description of the phase space of the Folgar-Tucker equation**

The Folgar-Tucker equation is used in flow simulations of fiber suspensions to predict fiber orientation depending on the local flow. In this paper, a complete, frame-invariant description of the phase space of this differential equation is presented for the first time.

*Key words: fiber orientation, Folgar-Tucker equation, injection molding*  
(5 pages, 2003)

42. T. Hanne, S. Nickel

**A Multi-Objective Evolutionary Algorithm for Scheduling and Inspection Planning in Software Development Projects**

In this article, we consider the problem of planning inspections and other tasks within a software development (SD) project with respect to the objectives quality (no. of defects), project duration, and costs. Based on a discrete-event simulation model of SD processes comprising the phases coding, inspection, test, and rework, we present a simplified formulation of the problem as a multiobjective optimization problem. For solving the problem (i. e. finding an approximation of the efficient set) we develop a multiobjective evolutionary algorithm. Details of the algorithm are discussed as well as results of its application to sample problems.

*Key words: multiple objective programming, project management and scheduling, software development, evolutionary algorithms, efficient set*  
(29 pages, 2003)

43. T. Bortfeld, K.-H. Küfer, M. Monz, A. Scherrer, C. Thieke, H. Trinkaus

**Intensity-Modulated Radiotherapy - A Large Scale Multi-Criteria Programming Problem -**

Radiation therapy planning is always a tight rope walk between dangerous insufficient dose in the target volume and life threatening overdosing of organs at risk. Finding ideal balances between these inherently contradictory goals challenges dosimetrists and physicians in their daily practice. Today's planning systems are typically based on a single evaluation function that measures the quality of a radiation treatment plan. Unfortunately, such a one dimensional approach can-

not satisfactorily map the different backgrounds of physicians and the patient dependent necessities. So, too often a time consuming iteration process between evaluation of dose distribution and redefinition of the evaluation function is needed.

In this paper we propose a generic multi-criteria approach based on Pareto's solution concept. For each entity of interest - target volume or organ at risk a structure dependent evaluation function is defined measuring deviations from ideal doses that are calculated from statistical functions. A reasonable bunch of clinically meaningful Pareto optimal solutions are stored in a data base, which can be interactively searched by physicians. The system guarantees dynamical planning as well as the discussion of tradeoffs between different entities.

Mathematically, we model the upcoming inverse problem as a multi-criteria linear programming problem. Because of the large scale nature of the problem it is not possible to solve the problem in a 3D-setting without adaptive reduction by appropriate approximation schemes.

Our approach is twofold: First, the discretization of the continuous problem is based on an adaptive hierarchical clustering process which is used for a local refinement of constraints during the optimization procedure. Second, the set of Pareto optimal solutions is approximated by an adaptive grid of representatives that are found by a hybrid process of calculating extreme compromises and interpolation methods.

*Keywords: multiple criteria optimization, representative systems of Pareto solutions, adaptive triangulation, clustering and disaggregation techniques, visualization of Pareto solutions, medical physics, external beam radiotherapy planning, intensity modulated radiotherapy*  
(31 pages, 2003)

44. T. Halfmann, T. Wichmann

#### **Overview of Symbolic Methods in Industrial Analog Circuit Design**

Industrial analog circuits are usually designed using numerical simulation tools. To obtain a deeper circuit understanding, symbolic analysis techniques can additionally be applied. Approximation methods which reduce the complexity of symbolic expressions are needed in order to handle industrial-sized problems. This paper will give an overview to the field of symbolic analog circuit analysis. Starting with a motivation, the state-of-the-art simplification algorithms for linear as well as for nonlinear circuits are presented. The basic ideas behind the different techniques are described, whereas the technical details can be found in the cited references. Finally, the application of linear and nonlinear symbolic analysis will be shown on two example circuits.

*Keywords: CAD, automated analog circuit design, symbolic analysis, computer algebra, behavioral modeling, system simulation, circuit sizing, macro modeling, differential-algebraic equations, index*  
(17 pages, 2003)

45. S. E. Mikhailov, J. Orlik

#### **Asymptotic Homogenisation in Strength and Fatigue Durability Analysis of Composites**

Asymptotic homogenisation technique and two-scale convergence is used for analysis of macro-strength and fatigue durability of composites with a periodic structure under cyclic loading. The linear damage

accumulation rule is employed in the phenomenological micro-durability conditions (for each component of the composite) under varying cyclic loading. Both local and non-local strength and durability conditions are analysed. The strong convergence of the strength and fatigue damage measure as the structure period tends to zero is proved and their limiting values are estimated.

*Keywords: multiscale structures, asymptotic homogenization, strength, fatigue, singularity, non-local conditions*  
(14 pages, 2003)

46. P. Domínguez-Marín, P. Hansen, N. Mladenović, S. Nickel

#### **Heuristic Procedures for Solving the Discrete Ordered Median Problem**

We present two heuristic methods for solving the Discrete Ordered Median Problem (DOMP), for which no such approaches have been developed so far. The DOMP generalizes classical discrete facility location problems, such as the p-median, p-center and Uncapacitated Facility Location problems. The first procedure proposed in this paper is based on a genetic algorithm developed by Moreno Vega [MV96] for p-median and p-center problems. Additionally, a second heuristic approach based on the Variable Neighborhood Search metaheuristic (VNS) proposed by Hansen & Mladenovic [HM97] for the p-median problem is described. An extensive numerical study is presented to show the efficiency of both heuristics and compare them.

*Keywords: genetic algorithms, variable neighborhood search, discrete facility location*  
(31 pages, 2003)

47. N. Boland, P. Domínguez-Marín, S. Nickel, J. Puerto

#### **Exact Procedures for Solving the Discrete Ordered Median Problem**

The Discrete Ordered Median Problem (DOMP) generalizes classical discrete location problems, such as the N-median, N-center and Uncapacitated Facility Location problems. It was introduced by Nickel [16], who formulated it as both a nonlinear and a linear integer program. We propose an alternative integer linear programming formulation for the DOMP, discuss relationships between both integer linear programming formulations, and show how properties of optimal solutions can be used to strengthen these formulations. Moreover, we present a specific branch and bound procedure to solve the DOMP more efficiently. We test the integer linear programming formulations and this branch and bound method computationally on randomly generated test problems.

*Keywords: discrete location, Integer programming*  
(41 pages, 2003)

48. S. Feldmann, P. Lang

#### **Padé-like reduction of stable discrete linear systems preserving their stability**

A new stability preserving model reduction algorithm for discrete linear SISO-systems based on their impulse response is proposed. Similar to the Padé approximation, an equation system for the Markov parameters involving the Hankel matrix is considered, that here however is chosen to be of very high dimension. Although this equation system therefore in general cannot be solved exactly, it is proved that the approxi-

mate solution, computed via the Moore-Penrose inverse, gives rise to a stability preserving reduction scheme, a property that cannot be guaranteed for the Padé approach. Furthermore, the proposed algorithm is compared to another stability preserving reduction approach, namely the balanced truncation method, showing comparable performance of the reduced systems. The balanced truncation method however starts from a state space description of the systems and in general is expected to be more computational demanding.

*Keywords: Discrete linear systems, model reduction, stability, Hankel matrix, Stein equation*  
(16 pages, 2003)

49. J. Kallrath, S. Nickel

#### **A Polynomial Case of the Batch Presorting Problem**

This paper presents new theoretical results for a special case of the batch presorting problem (BPSP). We will show that this case can be solved in polynomial time. Offline and online algorithms are presented for solving the BPSP. Competitive analysis is used for comparing the algorithms.

*Keywords: batch presorting problem, online optimization, competitive analysis, polynomial algorithms, logistics*  
(17 pages, 2003)

50. T. Hanne, H. L. Trinkaus

#### **knowCube for MCDM – Visual and Interactive Support for Multicriteria Decision Making**

In this paper, we present a novel multicriteria decision support system (MCDSS), called knowCube, consisting of components for knowledge organization, generation, and navigation. Knowledge organization rests upon a database for managing qualitative and quantitative criteria, together with add-on information. Knowledge generation serves filling the database via e.g. identification, optimization, classification or simulation. For "finding needles in haystacks", the knowledge navigation component supports graphical database retrieval and interactive, goal-oriented problem solving. Navigation "helpers" are, for instance, cascading criteria aggregations, modifiable metrics, ergonomic interfaces, and customizable visualizations. Examples from real-life projects, e.g. in industrial engineering and in the life sciences, illustrate the application of our MCDSS.

*Key words: Multicriteria decision making, knowledge management, decision support systems, visual interfaces, interactive navigation, real-life applications.*  
(26 pages, 2003)

51. O. Iliev, V. Laptev

#### **On Numerical Simulation of Flow Through Oil Filters**

This paper concerns numerical simulation of flow through oil filters. Oil filters consist of filter housing (filter box), and a porous filtering medium, which completely separates the inlet from the outlet. We discuss mathematical models, describing coupled flows in the pure liquid subregions and in the porous filter media, as well as interface conditions between them. Further, we reformulate the problem in fictitious regions method manner, and discuss peculiarities of the numerical algorithm in solving the coupled system. Next, we show numerical results, validating the model and the

algorithm. Finally, we present results from simulation of 3-D oil flow through a real car filter.

*Keywords: oil filters, coupled flow in plain and porous media, Navier-Stokes, Brinkman, numerical simulation*  
(8 pages, 2003)

52. W. Dörfler, O. Iliev, D. Stoyanov, D. Vassileva  
***On a Multigrid Adaptive Refinement Solver for Saturated Non-Newtonian Flow in Porous Media***

A multigrid adaptive refinement algorithm for non-Newtonian flow in porous media is presented. The saturated flow of a non-Newtonian fluid is described by the continuity equation and the generalized Darcy law. The resulting second order nonlinear elliptic equation is discretized by a finite volume method on a cell-centered grid. A nonlinear full-multigrid, full-approximation-storage algorithm is implemented. As a smoother, a single grid solver based on Picard linearization and Gauss-Seidel relaxation is used. Further, a local refinement multigrid algorithm on a composite grid is developed. A residual based error indicator is used in the adaptive refinement criterion. A special implementation approach is used, which allows us to perform unstructured local refinement in conjunction with the finite volume discretization. Several results from numerical experiments are presented in order to examine the performance of the solver.

*Keywords: Nonlinear multigrid, adaptive refinement, non-Newtonian flow in porous media*  
(17 pages, 2003)

Status quo: May 2003